

# MonoPix SPI

SIGNAGE - Pixel Lighting

EVO9



**Pixel LED modules controlled individually, dot to dot, for dynamic color scenes**

**3 YEARS**  
**50.000hrs**  
**L50**

- Outdoor pixel or neon-like applications
- Special design: visible at daylight too
- Durable, IP67, with SPI technology

LEDIT YAKI - LeLighthouse  
3 allée des Vignes  
91160 Champlan - France  
www.yaki.com  
info@yaki.com

LEDIT YAKI  
Rm 2107-2108, Guangzhou Exchange Square  
No.268 DongFengZhong Rd  
Guangzhou, Guangdong, 510030 CHINA  
www.ledit-yaki.com  
sales@leditinternational.com





MonoPix SPI  
EVO9 RGB

**3 YEARS**  
**50.000hrs**  
**L50**



IP67



46°



50 MOD. MAX  
IN SERIES



CUTTABLE  
EVERY 1 MOD.



5V



IC



40 TO 12,5  
MOD./ML

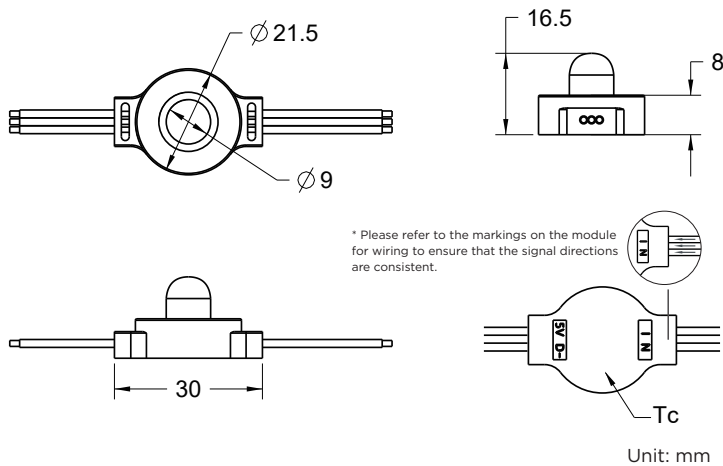


-30°/+55°C

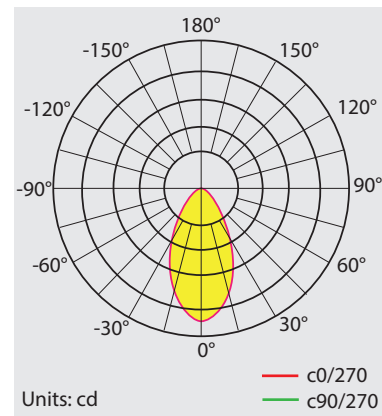
## TECHNICAL DATA

Code	Designation	Color temperature / Wavelength	Typical power/ mod (W)	Lumen output (lm/mod)	Efficiency (lm/W)	Mod / chain	Module distance - axe to axe (mm / in)
21820431	Monopix SPI EVO9 RGB 50mod 135mm 0,3W 5V IP67 x2	RGB	0,3	R: 1,5 G: 3,5 B: 1,5 White: 5,5	R: 5 G: 11,7 B: 5 White: 18,3	50	135±5/5,3

## DIMENSIONS

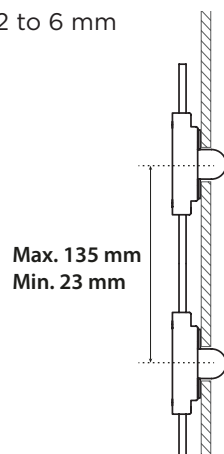


## LIGHT DISTRIBUTION

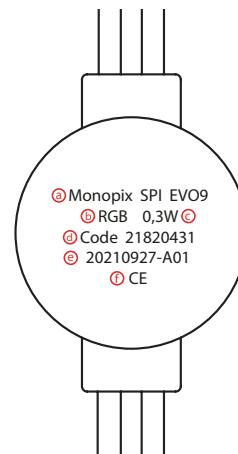


## APPLICATION

- ▶ Mounting plate thickness from 2 to 6 mm
- ▶ Hole diameter: > 9mm
- ▶ 45 to 13 modules per meter



## IDENTIFICATION



- Product name
- Color
- Power
- Product code
- Batch number
- CE

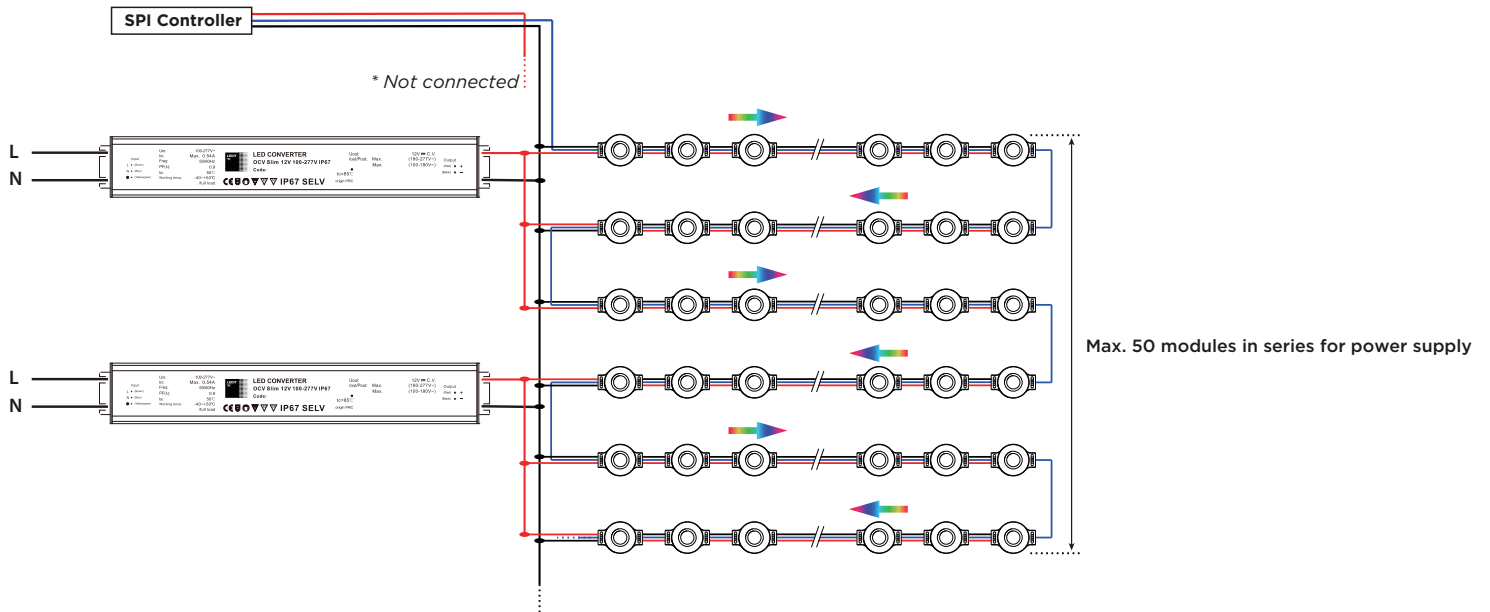
## DATA & POWER WIRING CONCEPT

The following diagram is an example to explain how to connect the power and data cables of the product.

SPI product is an addressable product; we have different control possibilities.


Please refer to the controller datasheet to define the right wiring diagram of the product needed

- ▶ DimaLed Mini SPI Basic -> for simple-chasing effect, up to 1000 pixels
- ▶ DMX / SPI system -> for unlimited address and complex animation



## COMPATIBLE SPI CONTROLLER

Code	Designation
21100042	DimaLed Mini SPI Controller CV DC12-24V IP68 (without Remote)
21100043	DimaLed Mini SPI Remote
21060013	Dimmable SPI Mini LED Controller CV DC5V-24V IP20
21060014	SPI Signal Booster CV DC5V-36V 2CH IP66
21060015	DimaLed DMX-SPI 512 channels Decoder 5-24V IP20



DimaLed Mini SPI Controller



DimaLed Mini SPI Remote



Dimmable SPI Mini Controller



SPI Signal Booster



DimaLed DMX-SPI channels Decoder

## INSTALLATION

- ▶ Always connect the LED modules to the power supply while it is OFF. Only then you can connect the power supply to electricity and turn it ON.
- ▶ Respect the maximum number of modules in a row.
- ▶ Check compatibility between LED and driver voltage.
- ▶ Install LED on a clean work station connected to the earth. all LEDs are sensitive to static electricity (ESD).
- ▶ Limit the cable length between LED and power supply (voltage drop).
- ▶ Do not make direct pressure on LED chip, this could damage the internal connection.
- ▶ Secure LED module lines with mechanical fixation (screws, glue ...) in addition to the adhesive tape.

## INGRESS PROTECTION IP67

The product is an "inbuilt-LED module" designed to be used Indoors or Outdoors.

The specified environmental protection of the LED module enclosure means that:

It is totally protected against the ingress of dust, and protected against the effect of water immersion up to 1 mtr.

The certification requires products to pass a test 30 minutes long at 1 mtr. depth. After 30 minutes of submersion product could start to be affected or damaged.

Make sure that the application (sign, box, etc.) where the LED modules are installed into, has proper drain holes for water to exit so that LED modules and any other electronic components are not submerged exceeding the IP67 certification limits.

## NORMS & CERTIFICATES

- ▶ EN55015:2013+A1:2015
- ▶ EN61547:2009
- ▶ EN60598-1:2015+A1:2018
- ▶ EN60598-2-20:2015
- ▶ EN62031:2008+A1:2013+A2:2015
- ▶ EN62471:2008
- ▶ EN62493:2015



## THERMAL BEHAVIOUR

The temperature limits indicated below are expressed in °C, at full load, after 3 hrs of operation conditions, with natural convection:

- ▶ Operation temperature Ta -20° to +55°C
- ▶ Storage temperature Ts -20 to +60°C
- ▶ Max. temperature Tc point +80°C

The life of the module will decrease when the maximum temperature limits are exceeded. If LEDs are operated for a continuous extended time at temperatures that exceed the maximum limits, the modules can fail.

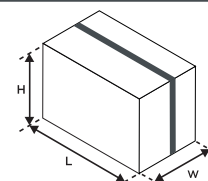
Our warranty will be void when LED modules are operated exceeding the maximum values indicated.

## FAILURE RATE

Our LED system has a max failure rate of 0.2% per 1000 operating hours.

## PACKAGING

Type	Size L x W x H (cm)	Size L x W x H (ft)	Weight (kg)	Weight (lb)	Units (set)
MonoPix SPI EVO9 RGB	43 x 38 x 22	1,4 x 1,2 x 0,7	8,86	19,5	10



(When the min and max values are not indicated, the tolerance range for optical and electrical data is ±15 %.)